

Download the Microscience Microscopy Congress 2021 App

With the **mmc2021 app**, you can take advantage of features that'll help you make the most of your time and keep you informed about the latest event happenings:


- Notifications – view event alerts and up-to-the minute information
- Schedule – search sessions and speakers, create your own itinerary, download abstracts, take notes, and make personal appointments
- Sponsors – search, filter, mark sponsors to visit, take notes, and contact sponsors
- Directory – create your own profile and search for and message other attendees
- Timeline – view and swap ideas, photos and lessons learned with other attendees
- Twitter – engage with other attendees by posting and viewing the event stream

You can download the **mmc2021 app** to any of your mobile devices and sync your information and itineraries across devices.


How to access:

- I. Download the Eventsential Express container app from

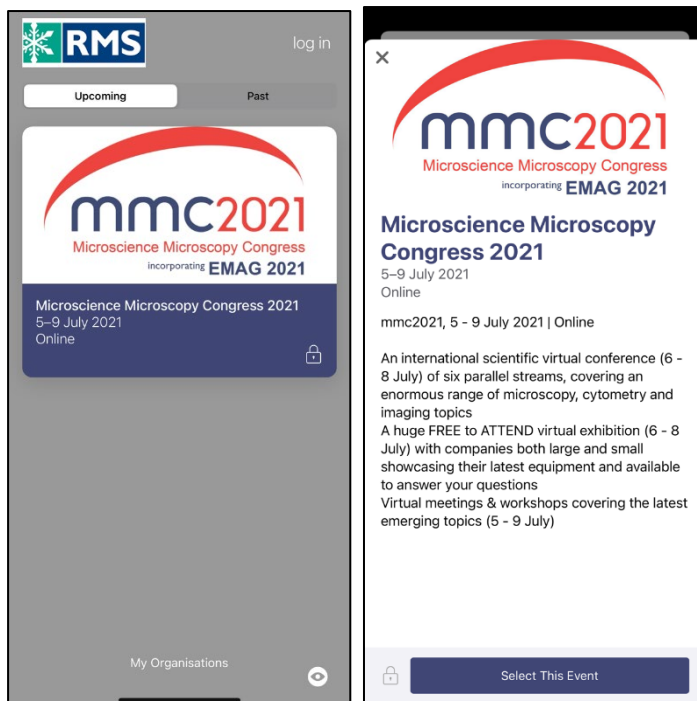
<https://appdownload.rdmobile.com/es/royal-microscopical-society/286>



2. Launch the app and search for Royal Microscopical Society, once found click continue



3. Click on the mmc2021 event app and then choose 'select this event'



4. You will be directed to enter your email address (if you do not have access to the email account you used to register to attend mmc2021 on your phone you will need to forward the link email to an account you have access to on your phone - If you have any issues or wish to register using a different email address please let us know)

The first screenshot shows a login screen with the EventSential logo at the top. Below the logo, it says: "Enter your email address and we'll send you a link that will log you in automatically." It also mentions: "If you don't have an account, we'll create one for you." There is a text input field containing "user@example.com". Below the field, it says: "Please use the email address associated with your event registration or organization." A green "Send Link" button is at the bottom. A "Privacy Policy" link is at the very bottom.

The second screenshot shows a confirmation screen with the EventSential logo at the top. It says: "Check your email!" and "We've just sent you a message." It also says: "Tap the link in the email, and we'll do the rest." There is a green "Open Mail" button. Below it are links for "Resend Link" and "Log in with password".

5. Click on the link in the email to be directed back to the app. You are now logged in and able to select your participant preferences

The left screenshot shows an email from EventSential. The subject is "Log in to Microscience Microscopy Congress 2021". The recipient is "To: Lucy Ridler" and the time is "Tue 6/23/2021 11:09 AM". The email contains the EventSential logo and the text: "Hello Lucy, Open this message on the device that you'd like to log in with, then click or tap the Log In Now button:". There is a blue "Log In Now" button. Below it, under "Additional details:", it says: "• This link will automatically log in a single device. • If you're using an iOS or Android device, please ensure that the EventSential app is installed before opening the link."

The right screenshot shows the "Preparing Event..." screen. It says: "While we set up the event for you, please take a moment to review your participation preferences. You can manage your profile inside the event." There are several toggle switches: "Approved for social participation" (checked), "Appear in social directory", "Display email in directory", and "Available for messaging". Below these is a notification permission dialog that says: "EventSential Would Like to Send You Notifications" and "Notifications may include alerts, sounds and icon badges. These can be configured in Settings." There are "Don't Allow" and "Allow" buttons.

6. Welcome to the mmc2021 app!

